

HMGB1 (PT0499R) PT® Rabbit mAb

CatalogNo: YM8327 **Recombinant** 

Key Features

Host Species

- Rabbit

Reactivity

- Human, Mouse, Rat,

Applications

- WB, IHC, IF, IP, ELISA

MW

- 25kD (Calculated)
25kD (Observed)

Isotype

- IgG, Kappa

Recommended Dilution Ratios

IHC 1:2000-1:10000**WB 1:5000-1:10000****IF 1:200-1:1000****ELISA 1:5000-1:20000****IP 1:50-1:200**

Storage

Storage*

-15°C to -25°C/1 year (Do not lower than -25°C)

Basic Information

Clonality

Monoclonal

Clone Number

PT0499R

Immunogen Information


Specificity

Endogenous

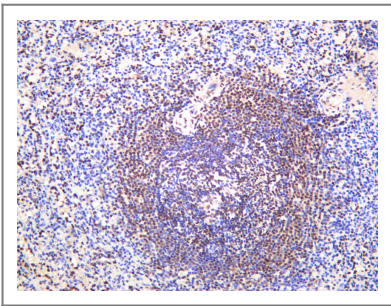
Target Information

Gene name	HMGB1 HMG1		
Protein Name	High mobility group protein B1 (High mobility group protein 1) (HMG-1)		
	Organism	Gene ID	UniProt ID
	Human	3146;	P09429;
	Mouse	100862258;	P63158;
	Rat	25459;	P63159;
Cellular Localization	Nucleus		
Tissue specificity	Ubiquitous. Expressed in platelets (PubMed:11154118).		
Function	Function: Binds preferentially single-stranded DNA and unwinds double stranded DNA., similarity: Belongs to the HMGB family., similarity: Contains 2 HMG box DNA-binding domains.,		

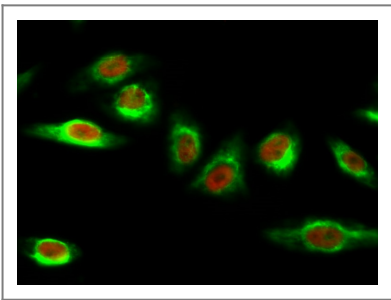
Validation Data



Various whole cell lysates were separated by 4-20% SDS-PAGE, and the membrane was blotted with anti-HMGB1 (PT0499R) antibody. The HRP-conjugated Goat anti-Rabbit IgG(H + L) antibody was used to detect the antibody. Lane 1: HeLa Lane 2: K562 Lane 3: C6 Lane 4: 3T3-L1 Predicted band size: 25kDa Observed band size: 25kDa



Human spleen was stained with anti-HMGB1 (PT0499R) rabbit antibody



Immunofluorescence analysis of HeLa cell. 1,HMG-1 Antibody(red) was diluted at 1:200(4° overnight). Caspase 9 Monoclonal Antibody(3-20)(green) was diluted at 1:200(4° overnight). 2, Goat Anti Rabbit Alexa Fluor 594 Catalog:RS3611 was diluted at 1:1000(room temperature, 50min). Goat Anti Mouse Alexa Fluor 488 Catalog:RS3208 was diluted at 1:1000(room temperature, 50min).

| Contact information

Orders: order@immunoway.com
Support: tech@immunoway.com
Telephone: 408-747-0189 (USA) 400-8787-807(China)
Website: http://www.immunoway.com
Address: 2200 Ringwood Ave San Jose, CA 95131 USA



Please scan the QR code
to access additional
product information:
HMGB1 (PT0499R)
PT® Rabbit mAb

For Research Use Only. Not for Use in Diagnostic Procedures.

[Antibody](#) | [ELISA Kits](#) | [Protein](#) | [Reagents](#)